

Reading Strategies for Struggling Students.

1. Get the students to keep their eyes on the words on the page.

Most students are easily distracted. If they are to have success deciding words they need to be focused on the word and using the sounds that the letters make to decode what the word is.

Students who are being assisted may develop the habit of looking up to see if you approve of what they said. As one teacher wrote:

*All four students had the habit of looking up for approval at the end of each sentence. And, not surprisingly, all four often misread the final words in the sentence. I had them practice keeping their eyes on the words for all four or five sentences that were on the page. Their habit of looking up was not easy to change. By the end of 25 minutes, albeit with conscious effort on the students' part, all four were keeping their heads down and their eyes on the words while they read. **Just this small change in behaviour noticeably increased their accuracy.***

2. Help students to learn the sight words

Card games with Sight word cards

Word Search using Sight Words

<https://www.sightwordsgame.com/sightwordgames/sight-word-games-word-searches/>

Snakes and ladders with sight words

<https://homeschoolgiveaways.com/2015/11/free-printable-snakes-and-ladders-sight-word-game/>

Sight Word snakes and ladders

The player(s) begin by placing their game pieces on the START square. The first player rolls the die and moves forward that number of spaces. On each space the player needs to say the word written on the space in order to keep moving. If they don't know a word or can't say the word in less than 10 seconds, then their turn stops and we do a [quick correction](#) to help them learn the word.

If a player rolls a number that lands them at the bottom of a ladder and they get the word correct, they may "climb" to the square at the top of the ladder. If a player rolls a number that lands them on the head of a snake, then they "slide" down to the square at the snake's tail.

The game finishes when all the players get to the FINISH square, with the first player to the end being declared the winner. You do not have to roll an exact number to finish the game.

3. Help students with spelling and to increase their vocabulary.

Get the student involved-

eg. use alphabet dice to 'choose 5 or six letters, or make a mystery bag containing magnetic letters or scrabble tiles as the source of the letters..







Then ask the child to see how many words they can make with those letters.

To learn the words they will need to write them down and practice saying them.

Write them on a white board. Write them on paper.

Word searches are great for making students focus on the letters that make up a word.

Examples can be found here:

eye		v	a	r	r	o	w
pony		y	o	y	o	y	l
yoyo		n	k	d	e	y	e
panda		o	n	p	t	a	t
arrow		p	a	r	r	o	t
parrot		p	a	n	d	a	s

Source: <https://www.thesprucecrafts.com/free-word-searches-for-kids-1357174>

Other sources:

<https://www.puzzles-to-print.com/word-searches-for-kids/>

<https://www.treevalleyacademy.com/word-search-for-kids/>









<https://www.cool2bkids.com/printables/word-search/>

4. Silly Sentences

Provide cut up sentences and involve the children in putting the parts together. This activity can be a great source of laughs.

Here are two different examples:

The dog	ate my slippers
My teacher	tells me a story
The elephant	wears a shiny hat
Fred's grandma	makes a cup of tea
Sally the seal	can clap her hands
The horse	is easy to ride
Six dinosaurs	sat on the fence
A frog	can swim and hop
A butterfly	has lovely wings
The ladybug	sat on the rose
My unicorn	has a pink horn
The chicken	laid an egg
The dinosaur	has a long tail
The baby	was crying
Two cats	were sitting on the fence
Josephine	has eight legs
The spider	is wearing a pink ribbon

	<p>The goat is in the rainforest!</p> 
	<p>The armadillo is at the beach!</p> 
	<p>The squirrel is on a feather!</p> 
	<p>The hedgehog is in the ketchup!</p> 
	<p>The worms are on a pickle!</p> 